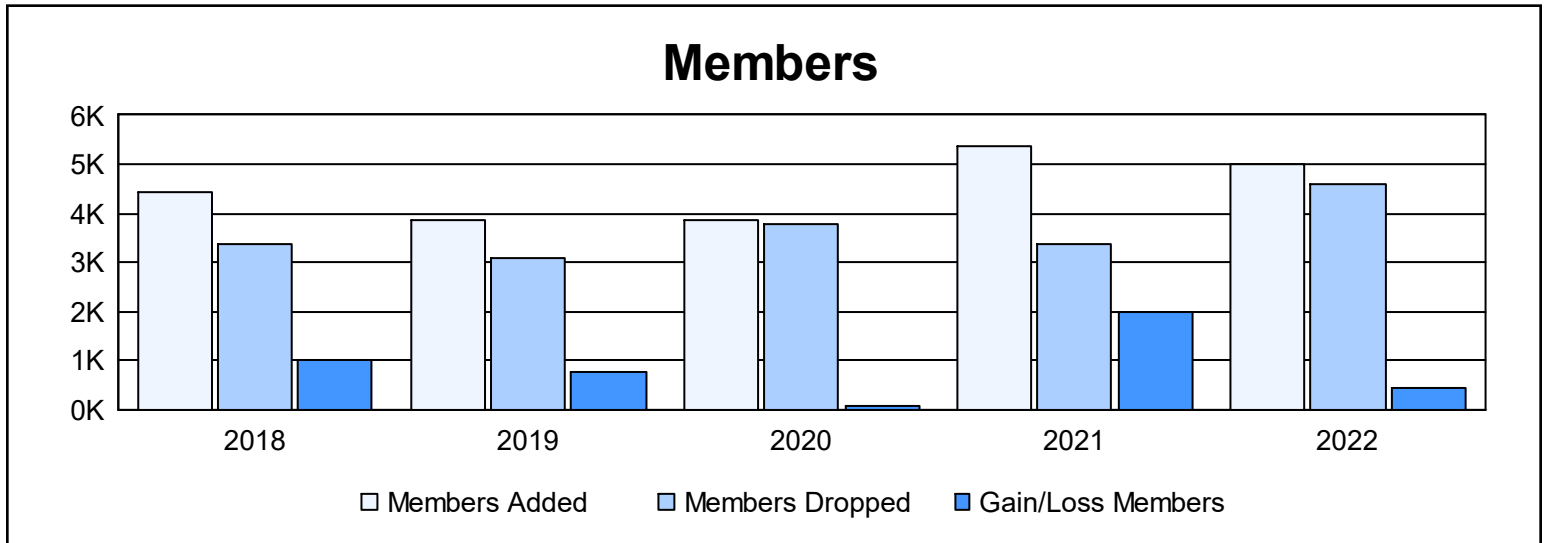
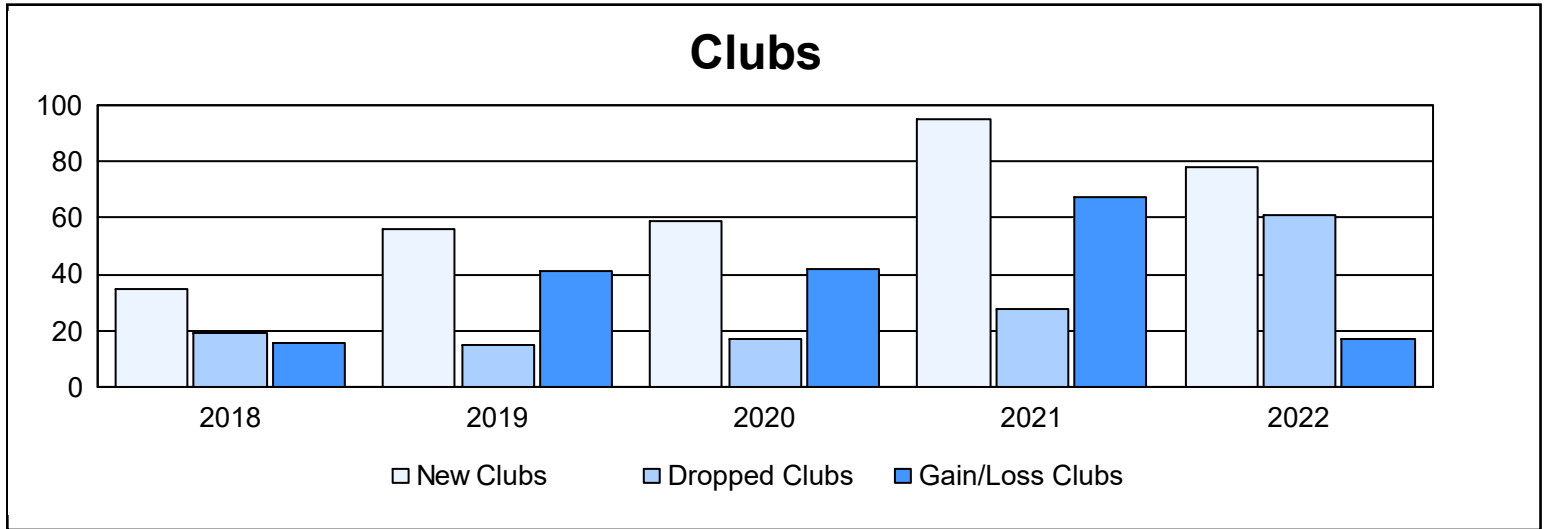
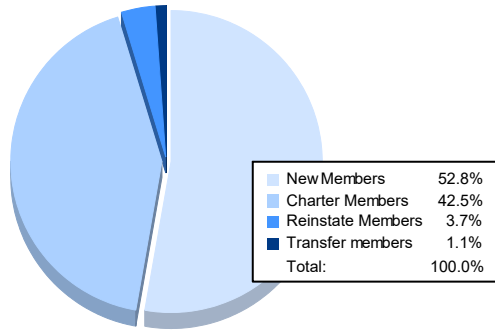


| Year | New Clubs | Dropped Clubs | Gain/ Loss Clubs | New Members | Charter Members | Reinstate Members | Transfer Members | Total Member Added | Total Members Dropped | Gain/ Loss Members |
|----------------|-----------|---------------|------------------|--------------|-----------------|-------------------|------------------|--------------------|-----------------------|--------------------|
| 2017-2018 | 35 | 19 | 16 | 3,127 | 987 | 252 | 46 | 4,412 | 3,381 | 1,031 |
| 2018-2019 | 56 | 15 | 41 | 1,997 | 1,607 | 216 | 28 | 3,848 | 3,098 | 750 |
| 2019-2020 | 59 | 17 | 42 | 1,871 | 1,621 | 291 | 63 | 3,846 | 3,779 | 67 |
| 2020-2021 | 95 | 28 | 67 | 2,801 | 2,373 | 118 | 70 | 5,362 | 3,358 | 2,004 |
| 2021-2022 | 78 | 61 | 17 | 2,649 | 2,131 | 184 | 56 | 5,020 | 4,594 | 426 |
| Average | 65 | 28 | 37 | 2,489 | 1,744 | 212 | 53 | 4,498 | 3,642 | 856 |



Membership Composition June 2022 Cumulative



Gender Composition June 2022 Cumulative

